


# Taifook Securities IVRS User Guide



Taifook Securities IVRS  
(852) 25250620

Language:

- 1.Cantonese
- 2.English
- 3.Putonghua

If the phone no. used has been registered as Caller ID@

Enter Account No. \* and Password # **to login**

Enter Password # only **to login**

1.Quote Enquiry

- 1.Stock Quote
- 2 Hang Seng Index
- 3. Hang Seng China Enterprise Index

@ @ @

Enter Stock Code and then press # .

If you would like to get the real time quote of more than 1 stock, please follow each stock code by a \* key, and finally press # key.

e.g. : 1 \* 5 \* 11 #

1. Trading

@ @ @

2. Trading

- 1.Buy
- 2.Sell
- 3.Modify
- 4.Cancel
- @ @ 5.Buy AO
- @ @ 6.Sell AO
- @ @ @

Enter stock code and press #. Enter the Order Price and use \* to represent decimal point, then press # . Finally enter the Order Quantity and press #

e.g. : 8 # 4\*5 # 2000 #

Enter Order Ref. No. and then press #

e.g.:80012 #

Enter New Price (use \* to represent decimal point) and press #. Enter new quantity and press #

e.g. : 4\*75# 1000#

1. Confirm

2. Repeat

9. Previous Menu

Enter stock code and press #. Finally enter the Order Quantity and press #

e.g.: 8#2000#

3. Order Enquiry

Enter Order Ref. No. and then press #

e.g. : 80012 #

- 1. Repeat
- 2.Check other orders
- @ @ @

4. A/C Services

5. Stock Comments

6. Change settings

Refer to next page

7. User Guide

8.Public Announcement

IVRS

IVRS - 2525 0620


@ After Caller ID registration, the IVRS will recognized your Account No. when you dial in with the registered Phone No. You can enter the system by input the login password only.

@ @ Buy/Sell AO is only available in Pre-opening Session (09:30 – 09:50). And AO Cancellation/Modification is only available at 09:30 – 09:45. You should enter the “New Quantity and press #” only when submit the modify order.

@ @ @ Represents

- 0. Main Menu
- 9. Previous Menu
- \*. Exit

# Taifook Securities IVRS User Guide



Taifook Securities IVRS  
(852) 25250620

Language:

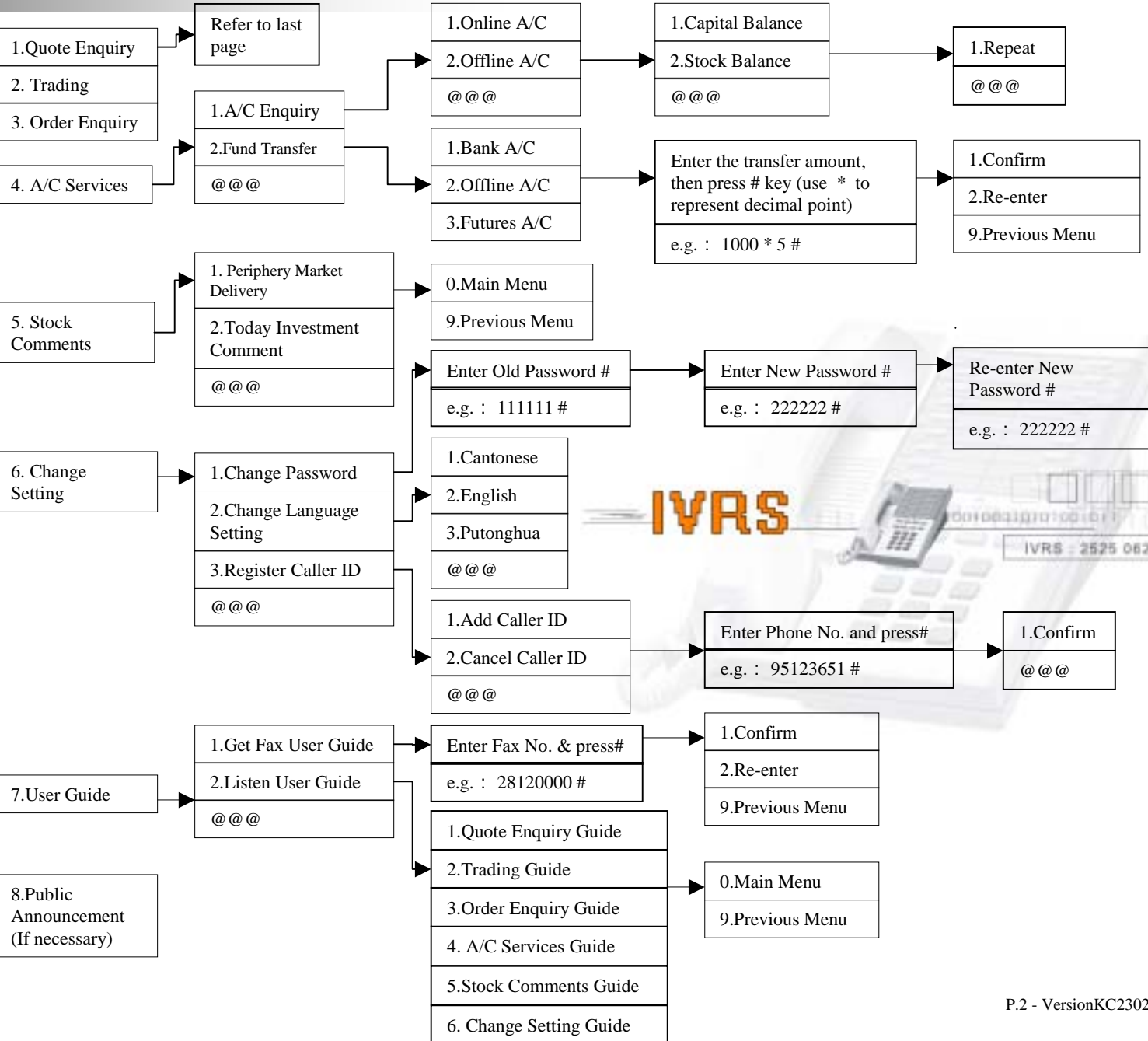
- 1.Cantonese
- 2.English
- 3.Putonghua

If the phone no. used has been registered as Caller ID@

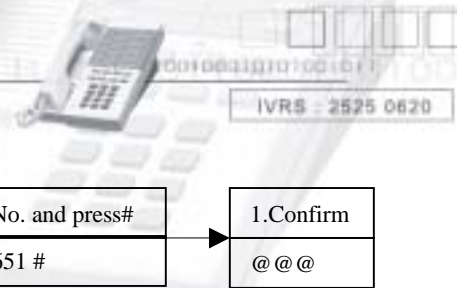
Enter Account No. \* and Password # **to login**

Enter Password # **only to login**

@@@ Represents  
0. Main Menu  
9. Previous Menu  
\*. Exit



IVRS



### Taifook Securities IVRS Service



**2525 0620**

No more lengthy instructions. Follow this guide, input service code without stop, then you can experience the speed of "Quick Real Time Quote Enquiry", "Quick Order Enquiry", "Quick Trading", etc.

#### Quick Real Time Quote Enquiry

2 → 1 → 5-7 digit Account No. \* 6-8 digit password # → Stock Code #  
 (Maximum of 3 stock quotation can be obtained in one time. Use \* as separator between stock codes. E.g. : 1\* 5 \* 16 #)

#### Quick Order Enquiry

2 → 3 → 5-7 digit Account No. \* 6-8 digit password # → Order Reference No. #

# IVRS

#### Quick Trading\*

##### Buy Order

2 → 2 → 5-7 digit Account No. \* 6-8 digit password # → 1 → Stock Code # Price # Quantity # → Press 1 to confirm (Use \* to represent decimal point for price)

##### Sell Order

2 → 2 → 5-7 digit Account No. \* 6-8 digit password # → 2 → Stock Code # Price # Quantity # → Press 1 to confirm (Use \* to represent decimal point for price)

##### Modify Order

2 → 2 → 5-7 digit Account No. \* 6-8 digit password # → 3 → Order Reference No. # → New Price # New Quantity # ->Press 1 to confirm (Use \* to represent decimal point for price)  
 To modify AO, just Enter New Quantity # ->Press 1 to confirm

##### Cancel Order

2 → 2 → 5-7 digit Account No. \* 6-8 digit password # → 4 → Order Reference No. # → >Press 1 to confirm

\* After input Buy, Sell, Modify or Cancel order, you MUST listen carefully on order details before press 1 to confirm. Also please check the Order Status after submission to ensure you get the latest trading information.

### Taifook Securities IVRS Service



**2525 0620**

Account Services

No more lengthy instructions. Follow this guide, input service code without stop, then you can experience the speed of "Quick Real Time Quote Enquiry", "Quick Order Enquiry", "Quick Trading", etc.

#### Account Enquiry

2 → 4 → 5-7 digit Account No. \* 6-8 digit password # → 1 → Press 1 for Online A/C, Press 2 for Offline A/C → Press 1 for Capital Balance, Press 2 for Stock Balance

#### Fund Transfer

2 → 4 → 5-7 digit Account No. \* 6-8 digit password # → 2 → Press 1 for Bank A/C, Press 2 for Offline A/C, Press 3 for Futures A/C → Transfer Amount # (Use \* to represent decimal point for price) → Press 1 to Confirm

# IVRS

IVRS : 2525 0620

### Change Setting

#### Change Password

2 → 6 → 5-7 digit Account No. \* 6-8 digit password # → 1 → Old Password # → New Password # → New Password #

#### Change Language Setting

2 → 6 → 5-7 digit Account No. \* 6-8 digit password # → 2 → Press 1 for Cantonese, Press 2 for English, Press 3 for Putonghua

#### Change Caller ID Setting

2 → 6 → 5-7 digit Account No. \* 6-8 digit password # → 3 → Press 1 to Add Caller ID, Press 2 to Cancel Caller ID → Phone No.# → Press 1 to Confirm